

Parent Information - Lodging a POLICE REPORT for a STOLEN iPad

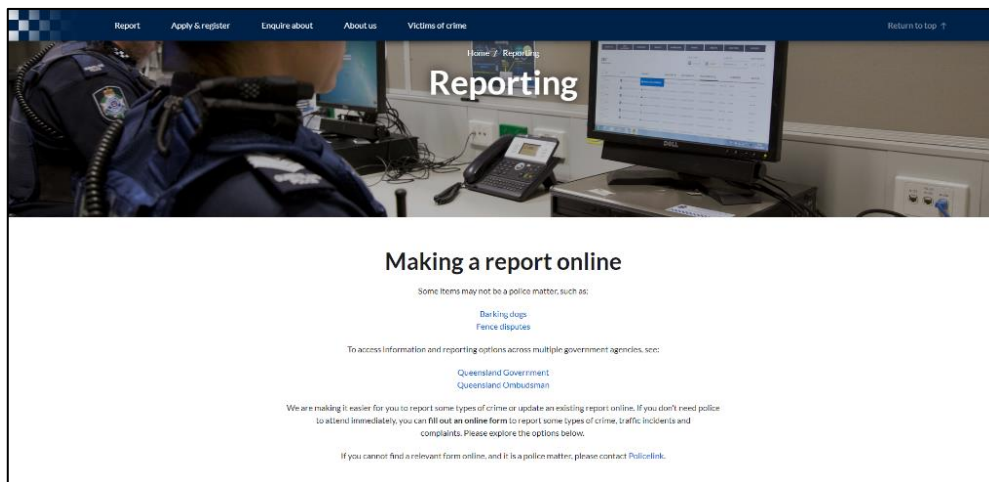
In order to complete a Police Link Report you will need to download (or send your child to iPad Department to collect) the **IPAD2 – Lost/Stolen iPad** form.

You will need to provide the police with the iPad SERIAL NUMBER when completing the Police Link Report, if your child collects the form we will provide them with the serial number. If you download the form from our website, either email (ipadenquiries@kepnockkshs.eq.edu.au) or phone the school (ask to be put through to the iPad Department) and request the serial number.

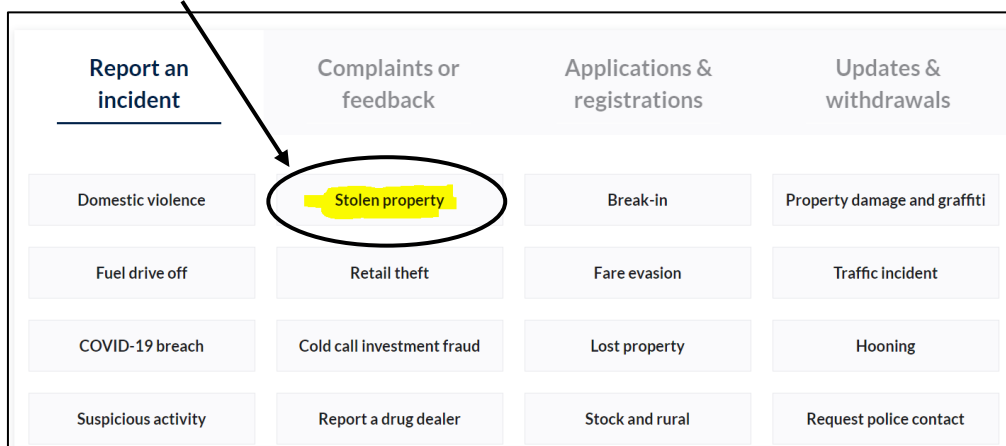
To lodge a POLICE LINK REPORT:

Open a web browser (eg Chrome, Internet Explorer, Safari) and do a google search for 'Qld Police Link' or


Go to <https://www.police.qld.gov.au/reporting>



Scroll down to **STOLEN PROPERTY** and select.



Scroll down and select '**Report stolen or damaged property**'.



Complete the online form, providing as much detail as possible. Check the 'I have Read.....' section and click 'Report stealing now' button to proceed and report a stolen iPad.

Report stolen or damaged property

If you want to report a crime that occurred online or through an electronic device - [Report Cybercrime](#)

Has property been damaged or graffitied?
 Yes No

Has property been stolen?
 Yes No

Stolen Property

- Do not use this form if the offence relates to a person failing to return a rental / leased property that is subject to the **National Consumer Code** or **National Credit Code**. A breach of a civil agreement that falls under National Consumer Credit Protection Act 2009 is not investigated by Qld Police Service. You may wish to obtain independent legal advice.
- If you have more than four (4) property items to report as stolen, download the following [spreadsheet](#) to complete prior to reporting the stealing.

I have read and understand the [Privacy Statement](#)

Report stealing now

Please note even though the device is a loan/rental device, the device is stolen and needs to be reported as stolen through this process. The Statement on the website above only applies if you leave school and do not return the device.

Complete the remaining sections of the online form.

You will need to provide the school with the POLICELINK REPORT NUMBER that is issued to you once the online form is complete and submitted. You can **email the POLICE LINK REPORT NUMBER & completed IPAD2 – Lost/Stolen form** to ipadenquiries@eq.edu.au (our preferred method) or hand in completed IPAD2 – Lost/Stolen form with Police Link Report Number on the form to the iPad Department.

Public Reporting Form - Informant

Public Reporting Form
Fields marked with * must be completed

Identification information
Note: The collection of **cultural information** is required by the ABS for statistical purposes, and may be used to guide policies, determine efficacy and funding requirements of various services.
Add your date of birth in the following format **DD/MM/YYYY**.

Indicate if you identify as: *

- Aboriginal
- Aboriginal and Torres Strait Islander
- Torres Strait Islander
- Non-Indigenous
- Declined

Form of Identification: *
Please Select

Relevant identification number:

First Name: * Contact Details

Middle Name: Home Phone:

Last Name: * Mobile Phone:

DOB: *

Gender: * Email Address: *

[+ Employment Status](#)